



**For use with Category II, III & IV appliances.**

**STANDARD CONSTRUCTION:**

- AL29-4C Stainless Steel Vent Adjustable Width Wall Thimble
- Adjustable Length on Horizontal Vent
- Short Radius Elbow
- Adjustable Length on Vertical Vent

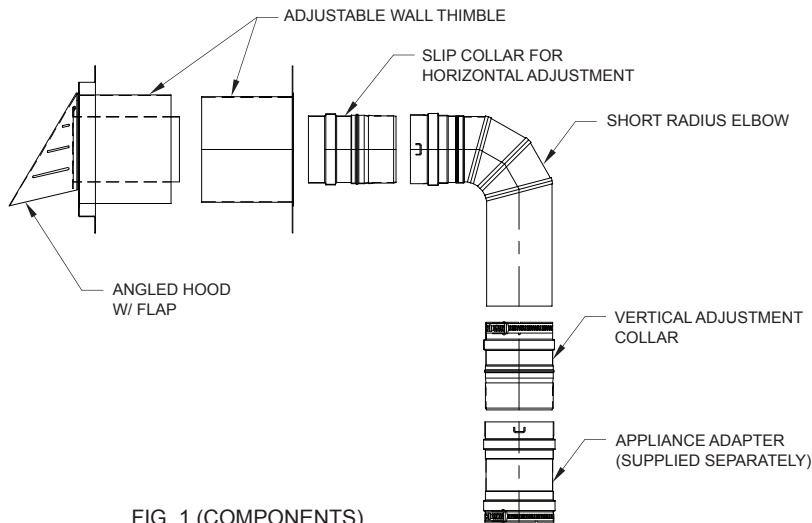


FIG. 1 (COMPONENTS)

- Add additional vent lengths to increase horizontal and/or vertical runs.
- Angled hood protects from the elements and avoids freeze up.
- Pivoting stainless steel flap designed to prevent backflow.
- Less than 0.1 Water Column Inches (WCI) required to open the flap.
- Flap operates quietly even in windy conditions.

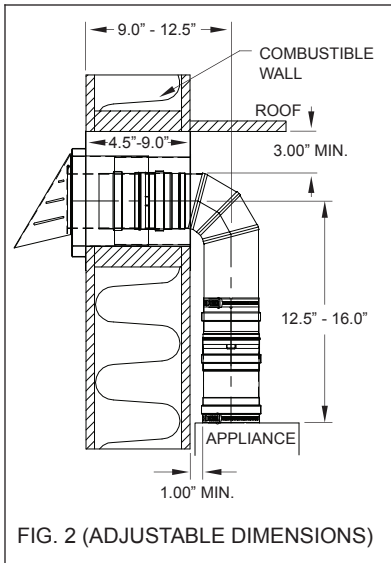


FIG. 2 (ADJUSTABLE DIMENSIONS)

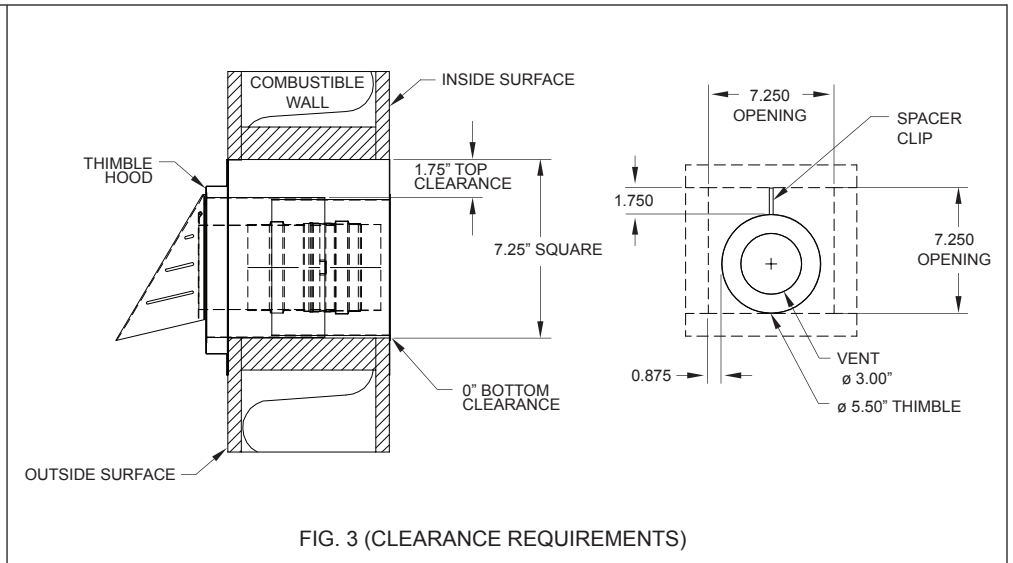


FIG. 3 (CLEARANCE REQUIREMENTS)